



ICARE MATTRESSES & OVERLAYS

IC15 HOMECARE MATTRESS

The IC15 offers support and comfort. Firm feel makes it easier for turning. Compatible on any base platform.

Medical cover's available if required.



SPECIFICATIONS

Feel Rating	Firm
Mattress Height	150mm
Risk Category	High Risk
User Weight	45kg - 300kg
Warranty	10 Year Warranty



PRESSURE REDISTRIBUTION

The IC15 mattress features the ActiveX™ 84 material is the main comfort layer in this mattress. ActiveX™ is a high grade of elastic type foam which is responsive to temperature around inflamed areas. ActiveX™ will become softer as it becomes warmer. So around a pressure point it will always soften and allow the blood to circulate freely.




SOLID SUPPORT FOAM BASE

XP Support foam is a high-density foam that is used in the bottom layer of the IC15. XP Support foam is an open cell material that breathes to allow air circulation but is high density to prevent bottoming out. This material will easily contour to any profiling bed.



TEMPERATURE REGULATING COVER

The IC15 cover is made with the new Bluetec cooling fabric. This is all way stretch fabric to conform with body and mattress contour. It is under woven with a cooling yarn to regulate body temperature.



VENTILATED BASE FABRIC

Vant fabric is a three-dimensional polypropylene material that has high air permeability and is antibacterial. We use this on the side wall of the IC15 mattress covers to greatly increase air movement.



MEDICAL COVERS AVAILABLE

Zerotec fabric is a medical barrier fabric that's has high elasticity in every direction which reduces shear on pressure redistribution surfaces. It is waterproof and wipeable but has microporous breathable properties. This cover has welded seams and waterfall flaps for fluid control.

BED CODES & SIZES

LONG SINGLE	IC15LS	2030 X 900mm
KING SINGLE	IC15KS	2030 x 1070mm
LONG DOUBLE	IC15LD	2030 x 1350mm
QUEEN	IC15Q	2030 x 1520mm
SPLIT QUEEN	IC15SQ	2030 x 760mm (per side)

CARE & CLEANING

- No flip design reducing manual handling
- Anticrease XP base to allow easy contour for any profiling bed
- Standard cover MVTR: NA. Medical Cover MVTR (g/24h·m²): 1635.0 Average
- Medical Cover BS7175: Crib 5
- Waterlow ≤20
- To launder the cover in a washing machine, set the main wash to a minimum of 65°C for no less than 10 minutes. The cover can be tumble dried on low heat and the temperature must not exceed 60°C. The foam can be autoclaved at 134°C.

PRESSURE CARE

Risk Category High

This rating is based on our average peak pressure of <24mmHg. For some high risk clients Icare Zerotec covers are recommended.

Icare risk category ratings are based on average peak pressure, Therapist recommendation, case studies, industry comparison and the Waterlow scale. For some high risk clients Icare Zerotec covers are recommended. The best way to assess a client on a pressure reducing surface is to monitor pressure points with visual checks over a period of 5 days.

IC20 HOMECARE MATTRESS

Middle of the range, the IC20 proves to be popular for most. The medium feel provides excellent support and great bed mobility.

Medical cover's available if required.



SPECIFICATIONS


Feel Rating	Medium
Mattress Height	200mm
Risk Category	High Risk
User Weight	30kg - 200kg
Warranty	10 Year Warranty




PRESSURE REDISTRIBUTION
The IC20 mattress features the ActiveX™ 84 material is the main comfort layer in this mattress. ActiveX™ is a high grade of elastic type foam which is responsive to temperature around inflamed areas. ActiveX™ will become softer as it becomes warmer. So around a pressure point it will always soften and allow the blood to circulate freely.



SOLID SUPPORT FOAM BASE
XP Support foam is a high-density foam that is used in the bottom layer of the IC15. XP Support foam is an open cell material that breathes to allow air circulation but is high density to prevent bottoming out. This material will easily contour to any profiling bed.



TEMPERATURE REGULATING COVER
The IC20 cover is made with the Bluetec cooling fabric. This is all way stretch fabric to conform with body and mattress contour. It is under woven with a cooling yarn to regulate body temperature.



VENTILATED BASE FABRIC
Vant fabric is a three-dimensional polypropylene material that has high air permeability and is anti-bacterial. We use this on the side wall of the IC20 mattress covers to greatly increase air movement.



MEDICAL COVERS AVAILABLE
Zerotec fabric is a medical barrier fabric that's has high elasticity in every direction which reduces shear on pressure redistribution surfaces. It is waterproof and wipeable but has microporous breathable properties. This cover has welded seams and waterfall flaps for fluid control.

BED CODES & SIZES

SINGLE	IC2S	1900 X 900mm
LONG SINGLE	IC2LS	2030 x 900mm
KING SINGLE	IC2KS	2030 x 1070mm
DOUBLE	IC2D	1900 x 1350mm
LONG DOUBLE	IC2LD	2030 x 1350mm
QUEEN	IC2Q	2030 x 1520mm
SPLIT QUEEN	IC2SQ	2030 x 760mm (per side)

CARE & CLEANING

- No flip design reducing manual handling
- Anticrease XP base to allow easy contour for any profiling bed
- Standard cover MVTR: NA. Medical Cover MVTR (g/24h·m2): 1635.0 Average
- Medical Cover BS7175: Crib 5
- Waterlow ≤20
- To launder the cover in a washing machine, set the main wash to a minimum of 65°C for no less than 10 minutes. The cover can be tumble dried on low heat and the temperature must not exceed 60°C. The foam can be autoclaved at 134°C.

PRESSURE CARE

Risk Category High

This rating is based on our average peak pressure of <19mmHg. For some high risk clients Icare Zerotec covers are recommended.

Icare risk category ratings are based on average peak pressure, Therapist recommendation, case studies, industry comparison and the Waterlow scale. For some high risk clients Icare Zerotec covers are recommended. The best way to assess a client on a pressure reducing surface is to monitor pressure points with visual checks over a period of 5 days.

IC25 HOMECARE MATTRESS

For clients who like a soft mattress, or who spend a long time in bed. The feel of the IC25 Mattress is best suited to aged or petite patients.



SPECIFICATIONS


Feel Rating	Soft
Mattress Height	225mm
Risk Category	High Risk
User Weight	30kg - 200kg
Warranty	10 Year Warranty




PRESSURE REDISTRIBUTION
The IC25 mattress features the ActiveX™ 84 material is the main comfort layer in this mattress. ActiveX™ is a high grade of elastic type foam which is responsive to temperature around inflamed areas. ActiveX™ will become softer as it becomes warmer. So around a pressure point it will always soften and allow the blood to circulate freely.



SOLID SUPPORT FOAM BASE
XP Support foam is a high-density foam that is used in the bottom layer of the IC15. XP Support foam is an open cell material that breathes to allow air circulation but is high density to prevent bottoming out. This material will easily contour to any profiling bed.



TEMPERATURE REGULATING COVER
The IC25 cover is made with the Bluetec cooling fabric. This is all way stretch fabric to conform with body and mattress contour. It is under woven with a cooling yarn to regulate body temperature.



VENTILATED BASE FABRIC
Vant fabric is a three-dimensional polypropylene material that has high air permeability and is anti-bacterial. We use this on the side wall of the IC2055 mattress covers to greatly increase air movement.



MEDICAL COVERS AVAILABLE
Zerotec fabric is a medical barrier fabric that's has high elasticity in every direction which reduces shear on pressure redistribution surfaces. It is waterproof and wipeable but has microporous breathable properties. This cover has welded seams and waterfall flaps for fluid control.

BED CODES & SIZES

SINGLE	ICXLS	1900 X 900mm
LONG SINGLE	ICXLLS	2030 x 900mm
KING SINGLE	ICXLKS	2030 x 1070mm
DOUBLE	ICXLD	1900 x 1350mm
LONG DOUBLE	ICXLLD	2030 x 1350mm
QUEEN	ICXLQ	2030 x 1520mm
SPLIT QUEEN	ICXLSQ	2030 x 760mm (per side)

CARE & CLEANING

- No flip design reducing manual handling
- Anticrease XP base to allow easy contour for any profiling bed
- Standard cover MVTR: NA. Medical Cover MVTR (g/24h·m2): 1635.0 Average
- Medical Cover BS7175: Crib 5
- Waterlow ≤20
- To launder the cover in a washing machine, set the main wash to a minimum of 65°C for no less than 10 minutes. The cover can be tumble dried on low heat and the temperature must not exceed 60°C. The foam can be autoclaved at 134°C.

PRESSURE CARE

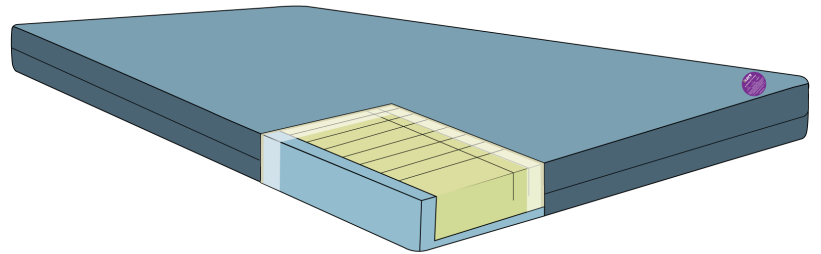
Risk Category High

This rating is based on our average peak pressure of <22mmHg. For some high risk clients Icare Zerotec covers are recommended.

Icare risk category ratings are based on average peak pressure, Therapist recommendation, case studies, industry comparison and the Waterlow scale. For some high risk clients Icare Zerotec covers are recommended. The best way to assess a client on a pressure reducing surface is to monitor pressure points with visual checks over a period of 5 days.


M1 MEDICAL MATTRESS

Suitable for bariatric users, compatible with Icare Homecare Beds. The unique lateral cut design assists with stability and support for transfers and is responsive to profiling platforms.



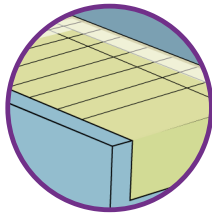
SPECIFICATIONS

Feel Rating	Firm
Mattress Height	150mm
Risk Category	Medium Risk
User Weight	60kg - 300kg
Warranty	5 Year Warranty



LATERAL SUPPORT

The unique lateral cut design assists with stability and support for transfers and is responsive to profiling platforms. Firm edge support prevents falls and roll-outs from the mattress and providing support for transfers.



TWO LAYER CONSTRUCTION

One piece U shape firm base and side wall support with medium feel lateral castellated foam inlay. Designed especially to reduce roll-out risk and help with transfers.



SUITABLE FOR BARIATRIC USERS

Compatible with Icare Homecare Beds, this mattress can support user weight of up to 300kg.



SLIDESKIN™ ANTI-SHEAR

The unique composition of SlideSkin™ technology reduces shear with a second membrane. This enables the cover to move or slide with the users movements.



ZEROTEC COVER

Zerotec fabric is a medical barrier fabric that has high elasticity in every direction which reduces shear on pressure redistribution surfaces. It is waterproof and wipeable but has microporous breathable properties. This cover has welded seams and waterfall flaps for fluid control.

BED CODES & SIZES

LONG SINGLE	ICM1LS	2030 x 900mm
KING SINGLE	ICM1KS	2030 x 1070mm
LONG DOUBLE	ICM1D	2030 x 1350mm
QUEEN	ICM1Q	2030 x 1520mm
SPLIT QUEEN	ICM1SQ	2030 x 760mm (per side)

CARE & CLEANING

- No turn design reducing manual handling
- Anticrease XP base to allow easy contour for any profiling bed
- Medical Cover BS7175: Crib 5
- Waterlow ≤20
- To launder the cover in a washing machine, set the main wash to a minimum of 65°C for no less than 10 minutes. The cover can be tumble dried on low heat and the temperature must not exceed 60°C. The foam can be autoclaved at 134°C.

PRESSURE CARE

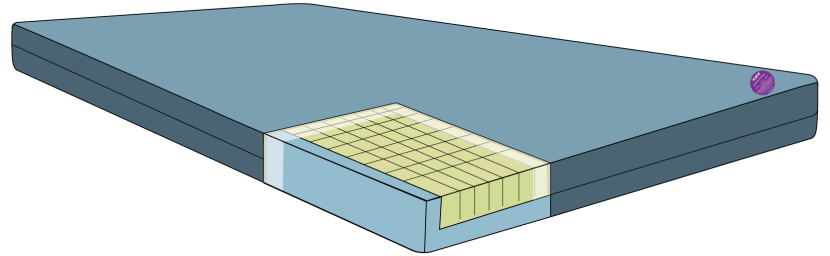
Risk Category Medium

This rating is based on our average peak pressure of <28mmHg.

Icare risk category ratings are based on average peak pressure, Therapist recommendation, case studies, industry comparison and the Waterlow scale. For more information refer to the Icare pressure care manual.

M2 MEDICAL MATTRESS

The castellated support surface allows each square to move to body contour. Module cutting also allows for horizontal anti-shear movement.

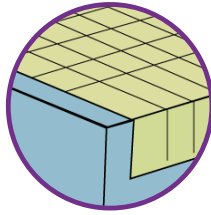


SPECIFICATIONS

Feel Rating	Medium
Mattress Height	150mm
Risk Category	High Risk
User Weight	40kg - 215kg
Warranty	5 Year Warranty



CASTELLATED SUPPORT SURFACE
The castellated support surface allows each square to move to body contour. Module cutting also allows for horizontal anti-shear movement. Firm edge support prevents falls and roll-outs from the mattress and providing support for transfers.



TWO LAYER CONSTRUCTION
One piece U shape firm XP Support Foam base and side wall support with medium feel with full module cut comfort layer foam inlay. Designed especially to reduce roll-out risk and bed falls.



SLIDESKIN™ ANTI-SHEAR
The unique composition of SlideSkin™ technology reduces shear with a second membrane. This enables the cover to move or slide with the users movements.



ZEROTEC COVER
ZeroTEC fabric is a medical barrier fabric that has high elasticity in every direction which reduces shear on pressure redistribution surfaces. It is waterproof and wipeable but has microporous breathable properties. This cover has welded seams and waterfall flaps for fluid control.

BED CODES & SIZES

LONG SINGLE	ICM2LS	2030 x 900mm
KING SINGLE	ICM2KS	2030 x 1070mm
LONG DOUBLE	ICM2D	2030 x 1350mm
QUEEN	ICM2Q	2030 x 1520mm
SPLIT QUEEN	ICM2SQ	2030 x 760mm (per side)

CARE & CLEANING

- No turn design reducing manual handling
- Anticrease XP base to allow easy contour for any profiling bed
- Medical Cover BS7175: Crib 5
- Waterlow ≤20
- To launder the cover in a washing machine, set the main wash to a minimum of 65°C for no less than 10 minutes. The cover can be tumble dried on low heat and the temperature must not exceed 60°C. The foam can be autoclaved at 134°C.

PRESSURE CARE

Risk Category High

This rating is based on our average peak pressure of <20mmHg.

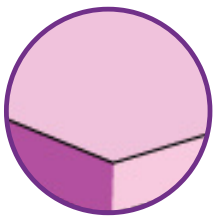
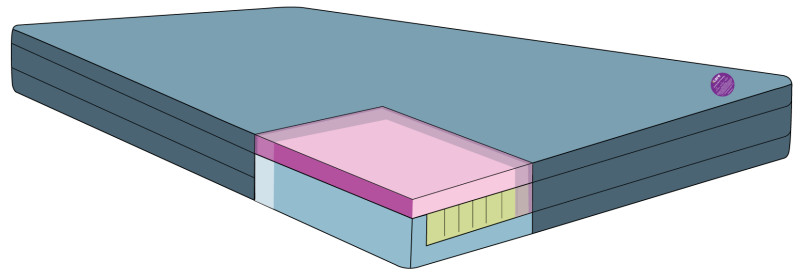
icare risk category ratings are based on average peak pressure, Therapist recommendation, case studies, industry comparison and the Waterlow scale. For more information refer to the icare pressure care manual.

M3 MEDICAL MATTRESS

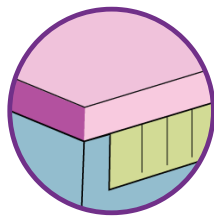
The M3 has an unparalleled user comfort rating which is a crucial factor and often overlooked when. The full ActiveFloat™ layer provides edge to edge support for users eliminating ridges and increasing pressure redistribution area.

SPECIFICATIONS

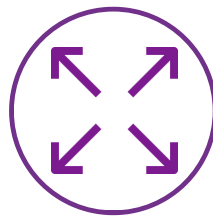
Feel Rating	Plush
Mattress Height	200mm
Risk Category	High Risk
User Weight	30kg - 215kg
Warranty	5 Year Warranty



ACTIVEFLOAT™ LAYER
Our latest technology is an extremely elastic and highly breathable material designed to move in every direction even after full compression. This not only reduces shear in every direction but greatly increases user comfort.



THREE LAYER CONSTRUCTION
One piece U shape firm XP Support Foam base and side wall support with medium feel lateral castellated foam inlay. Designed especially to reduce roll-out risk and bed falls.



EDGE TO EDGE
The full ActiveFloat™ layer provides edge to edge support for users eliminating ridges and increasing pressure redistribution area.



SLIDESKIN™ ANTI-SHEAR
The unique composition of SlideSkin™ technology reduces shear with a second membrane. This enables the cover to move or slide with the users movements.



ZEROTEC COVER
Zerotec fabric is a medical barrier fabric that has high elasticity in every direction which reduces shear on pressure redistribution surfaces. It is waterproof and wipeable but has microporous breathable properties. This cover has welded seams and waterfall flaps for fluid control.

BED CODES & SIZES

LONG SINGLE	ICM3LS	2030 x 900mm
KING SINGLE	ICM3KS	2030 x 1070mm
LONG DOUBLE	ICM3D	2030 x 1350mm
QUEEN	ICM3Q	2030 x 1520mm
SPLIT QUEEN	ICM3SQ	2030 x 760mm (per side)

CARE & CLEANING

- No turn design reducing manual handling
- Anticrease XP base to allow easy contour for any profiling bed
- Medical Cover BS7175: Crib 5
- Waterlow ≤20
- To launder the cover in a washing machine, set the main wash to a minimum of 65°C for no less than 10 minutes. The cover can be tumble dried on low heat and the temperature must not exceed 60°C. The foam can be autoclaved at 134°C.

PRESSURE CARE

Risk Category High

This rating is based on our average peak pressure of <20mmHg.

icare risk category ratings are based on average peak pressure, Therapist recommendation, case studies, industry comparison and the Waterlow scale. For more information refer to the icare pressure care manual.

LATEX MATTRESS

The Latex mattresses are a low risk pressure mattress but provide a unique bounce back support which makes it easy for transfers. Suitable on any base platform.



SPECIFICATIONS

Feel Rating	Medium
Mattress Height	180mm
Risk Category	Low Risk
User Weight	45kg - 220kg
Warranty	5 Year Warranty



NATURAL LATEX

Latex is naturally antibacterial. It is a natural rubber product that provides excellent support and bounce back.



SOLID SUPPORT FOAM BASE

The Latex core has pin hole ventilated giving the more air movement helping to regulate temperature.



QUILTED COVER

Super soft quilted cover giving the mattress a home look and feel.

BED CODES & SIZES

LONG SINGLE	ICEFLS	2030 x 900mm
KING SINGLE	ICEFKS	2030 x 1070mm
LONG DOUBLE	ICEFD	2030 x 1350mm
QUEEN	ICEFQ	2030 x 1520mm

CARE

- No turn design reducing manual handling
- Waterlow ≤ 14
- Latex material will easier contour to any profiling platform
- Polycotton cotton tack and jump quilted cover

PRESSURE CARE

Risk Category Low

This rating is based on our average peak pressure of <31mmHg. For some high risk clients Icare Zerotec covers are recommended.

Icare risk category ratings are based on average peak pressure, Therapist recommendation, case studies, industry comparison and the Waterlow scale. For some high risk clients Icare Zerotec covers are recommended. The best way to assess a client on a pressure reducing surface is to monitor pressure points with visual checks over a period of 5 days.

XP SUPPORT OVERLAY/UNDERLAY

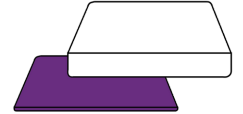
Overlays are an effective solution for a wide variety of conditions around client comfort, pressure care and sleep climate.



Use as an underlay. This prevents bottom out and adds support.




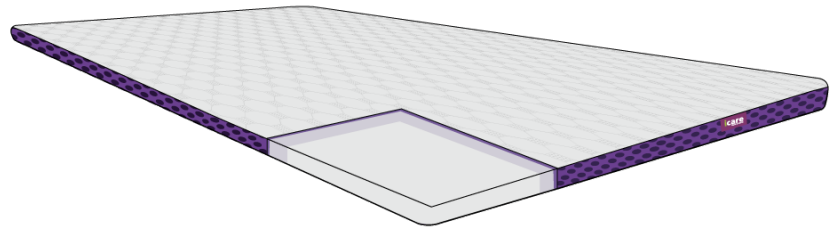
Use to make an existing mattress firmer. This can help with mobility and transfers.



Use as a crash mat. Can be placed beside bed to reduce risk of injury.


SPECIFICATIONS

Feel Rating	Firm
Mattress Height	50mm
Risk Category	Low Risk
User Weight	50kg - 255kg
Warranty	5 Year Warranty



SOLID SUPPORT FOAM BASE

XP Support foam is a high-density open cell material that breathes to allow air circulation but is high density to prevent bottoming out. This material will easily contour to any profiling bed.



VENTILATED SIDE FABRIC

Vant fabric is a three-dimensional polypropylene material that has high air permeability and is anti-bacterial. We use this on the side wall of this overlay cover to greatly increase air movement.



MEDICAL COVERS AVAILABLE

Zerotec fabric is a medical barrier fabric that's has high elasticity in every direction which reduces shear on pressure redistribution surfaces. It is waterproof and wipeable but has microporous breathable properties.

Alternating Air Mattresses

Overlays are frequently used with an alternating air mattress. When an air mattress is used on a profiling bed, the air pressure can change when the bed positions are adjusted. The XP Support Overlay is suitable to use under an alternating air mattress. When an air mattress loses pressure in profiled positions, patients are not left lying on the bars or mesh of beds. This can prevent pressure sores or injuries.

BED CODES & SIZES

SINGLE	ICOXPS	1900 x 900mm
LONG SINGLE	ICOXPLS	2030 x 900mm
KING SINGLE	ICOXPKS	2030 x 1070mm
LONG DOUBLE	ICOXPD	2030 x 1350mm
QUEEN	ICOX PQ	2030 x 1520mm

PRESSURE CARE

Risk Category Low

ACTIVEX™ OVERLAY

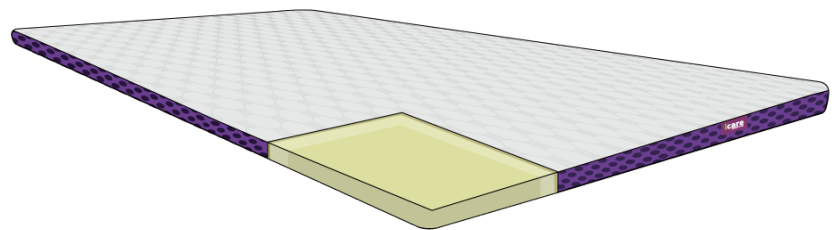
The Icare ActiveX™ Pressure Care Overlay is designed to provide added pressure relief and comfort on an existing mattress. This overlay is heat and pressure sensitive causing them to soften around pressure points and inflamed areas.



Use to increase comfort on mattresses especially for short-term illness, recovery from surgery or for added comfort.


SPECIFICATIONS

Feel Rating	Soft
Mattress Height	50mm
Risk Category	High Risk
User Weight	30kg - 215kg
Warranty	5 Year Warranty



PRESSURE REDISTRIBUTION

The overlay features the ActiveX™ 84 material which is a high grade of elastic type foam. ActiveX™ is responsive to temperature around inflamed areas and will become softer as it becomes warmer. So around a pressure point it will always soften and allow the blood to circulate freely.



VENTILATED SIDE FABRIC

Vant fabric is a three-dimensional polypropylene material that has high air permeability and is anti-bacterial. We use this on the side wall of this overlay cover to greatly increase air movement.



MEDICAL COVERS AVAILABLE

Zerotec fabric is a medical barrier fabric that's has high elasticity in every direction which reduces shear on pressure redistribution surfaces. It is waterproof and wipeable but has microporous breathable properties.

Alternating Air Mattresses

Safe to use on alternating air mattresses. ActiveX™ Overlay's are often used to increase comfort and reduce heat loss when used with alternating air mattresses.

BED CODES & SIZES

SINGLE	ICTS	1900 x 900mm
LONG SINGLE	ICTLS	2030 x 900mm
KING SINGLE	ICTKS	2030 x 1070mm
LONG DOUBLE	ICTD	2030 x 1350mm
QUEEN	ICTQ	2030 x 1520mm

PRESSURE CARE


Risk Category High

This rating is based on our average peak pressure of <18mmHg.

Icare risk category ratings are based on average peak pressure, Therapist recommendation, case studies, industry comparison and the Waterlow scale. For more information refer to the Icare pressure care manual.

ACTIVEFLOAT™ OVERLAY

The Icare ActiveFloat™ Overlay is the latest technology is an extremely elastic and highly breathable material designed to reduce shear and offer pressure relief.



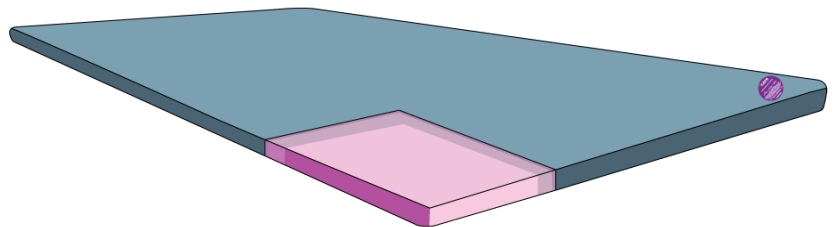
SlideSkin™ reduces shear enables the cover to move or slide with the user movements.



ActiveFloat™ reduces shear in every direction even after full compression.


SPECIFICATIONS

Feel Rating	Soft
Mattress Height	50mm
Risk Category	High Risk
User Weight	30kg - 215kg
Warranty	5 Year Warranty



PRESSURE REDISTRIBUTION

The overlay combines the features the new ActiveFloat™ foam which reduces shear whilst remaining fully pliant under maximum compression. This provides a product that is responsive to temperature around inflamed areas and will become softer as it becomes warmer. So around a pressure point it will always soften and allow the blood to circulate freely.



VENTILATED SIDE FABRIC

Vant fabric is a three-dimensional polypropylene material that has high air permeability and is anti-bacterial. We use this on the side wall of this overlay cover to greatly increase air movement.



MEDICAL COVER

Zerotec fabric is a medical barrier fabric that's has high elasticity in every direction which reduces shear on pressure redistribution surfaces. It is waterproof and wipeable but has microporous breathable properties.

BED CODES & SIZES

SINGLE	ICOFS	1900 x 900mm
LONG SINGLE	ICOFLS	2030 x 900mm
KING SINGLE	ICOFKS	2030 x 1070mm
LONG DOUBLE	ICOFD	2030 x 1350mm
QUEEN	ICOFQ	2030 x 1520mm

PRESSURE CARE

Risk Category High

This rating is based on our average peak pressure of <15mmHg.

Icare risk category ratings are based on average peak pressure, Therapist recommendation, case studies, industry comparison and the Waterlow scale. For more information refer to the Icare pressure care manual.